



WORKBENCH MODULE

IM-5400

WORKBENCH LIGHTING



Highly precise lighting module

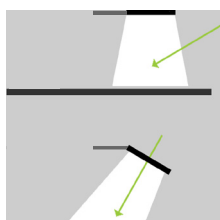
ADVANTAGES

- Comfortable :
limited eye fatigue and absence of heat dissipation at the lamp head level.
- Ergonomic :
different working positions are possible, limiting neck and lower back pain.
- Evolutive :
conceived to hold several accessories such as magnifiers and a lightbox.

The IM-5400 is a highly precise lighting module that has been designed collaboratively with the leaders of the watchmaking sector. Its ultra-directional light and its high optical signal-to-noise allow an optimum lighting of the working zone with 5400 K colour temperature.


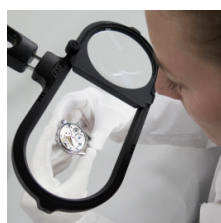
Thanks to its 32mm diameter interface, combined with a hinge (-20° to 40°), it can easily adapt and interfaces itself to an articulated arm or a machine and be used to examine samples under different lighting angles. The hollowed module head does not dissipate heat and has been conceived to hold a removable magnifier as well as an optional lightbox. The lightbox allows precise inspection regardless of the ambient light. More than 40% productivity gain can be made on quality control operations when using the IM-5400 lighting module.

L.E.S.S. lighting systems exhibit the same optical properties (colour temperature, uniformity, directionality), regardless of the product line (microscopy, machine vision or workbench lighting). The light quality remains constant throughout the system's lifespan. This consistency gives a stable benchmark at two different levels: over time as well as on the whole assembly line. This allows overall standardisation and time-saving operations.



L.E.S.S. SA

Avenue de Longemalle 13
CH-1020 Renens, Suisse
Tél : +41 21 552 07 10
info@less-sa.com

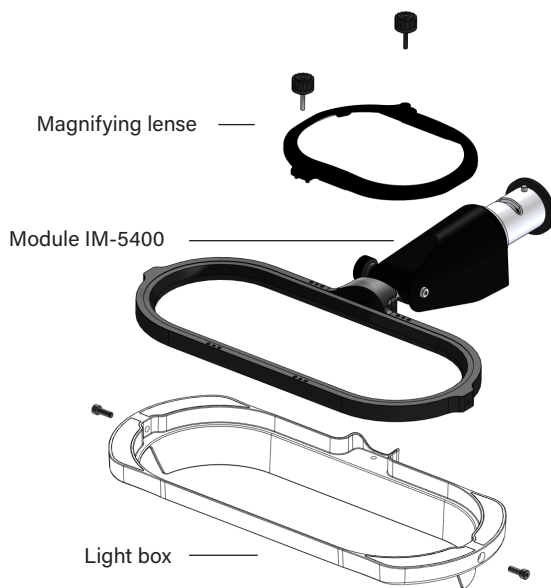




WORKBENCH MODULE IM-5400

Highly precise lighting module

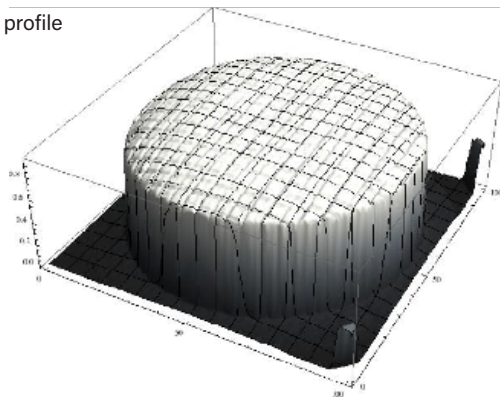
TECHNICAL DATA



Reference	IM-5400
Product line	Workbench lighting
Color temperature	5400 K
Illumination (at 15 cm)	> 2 500 lx
Energy consumption	approx. 10 W
Inner diameter	260 x 100 mm
External dimension	300 x 145 mm
Articulated arm	800 mm
Workbench interface diameter	Ø32mm
Lifetime	> 20 000 hours ¹
Electronic control unit	Built-in
Power switch	On / Off
Light intensity control	None
Operating ambient temperature	0 - 40 °C
Hinge tilt	-20° to 40°
Lightbox	Yes, as accessory
Magnifying lens	Yes, as accessory
External power supply	DC 12V

¹Lifetime is defined for the lighting values in a normal use. Results may vary with environmental factors and customer specific use.

Ultra uniform light
intensity profile



ACCESSORIES

■ Magnifying lens :

it renders a detailed view of the sample with a x2 magnification, allowing a magnified observation with both eyes.

■ Lightbox :

it extends the rim of the light ring, isolates the inspection area from ambient light and enhances lighting uniformity in a three-dimensional space.

■ Base system :

it provides a steady base for the lamp on a flat surface when the lamp is not directly fixed to the workbench.

www.less-sa.com

less 
BE BRILLIANT



RISK CLASS 0
EN 62471 : 2006

EYE-SAFE
CLASS 1 LASER PRODUCT
ICE 60825-1 2014-05

